

What is luca?

luca is a digital solution, which enables fast, data protection-compliant contact tracking for private meetings, public events, shops, restaurants and involves the health authorities in compliance with the data protection regulations.

Who uses luca?

- App users register once in the app with their contact details, using a mobile device.
- using luca, hosts can easily, securely and in compliance with data protection regulations record the contact details of their guests.

Contact

Phone for the citizens

Mon-Fri from 8 a.m. to 4 p.m.

email: buergertelefon@rostock.de

Phone: 0381 381-1111

Web

www.rostock.de/luca

Print


Publisher /Editor: City of Rostock,
The Mayor,
Press and information office

Production: PINAX advertising media
printed climate-neutrally
(03/2021 - 5)

#Wir sind Gesundheitsamt

#We are the health department

The digital contact tracker



Simple. Fast. Secure.



www.rostock.de/luca

smile city
Rostock



use luca without a smartphone

1. luca can be used with a key fob with a printed QR code
 2. The contact details must be linked to the key fob online: app.luca-app.de/registerBadge
 3. A phone number is required for a contact tracking.
 4. A mobile phone number is verified via SMS-Tan, and a landline number via an automatic call. (The phone should be within your range.)
 5. Locations can alternatively record your data using a digital contact form.
- The key fobs can only be used if the respective location has a scanner or the general option of QR code capture.

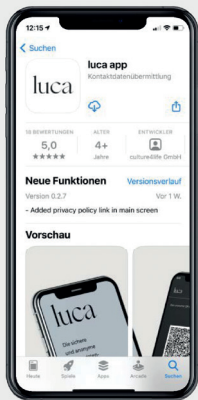
- The key rings are only to be used in exceptional cases. We kindly ask you to use the app.
- Depending on availability, you can obtain the key fob free of charge from the local registration offices.

What happens in the case of infection?

- In the case of infection, the user can easily check his or her history in the luca app with the health department
- Organizers and operators are informed by the health department and asked to approve the relevant check-ins in the luca system.
- If the organizer approves the check-ins, ONLY the responsible health department can decrypt the QR codes and inform the contact persons.

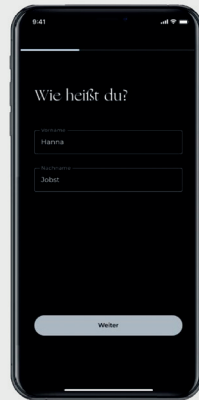
1. Download the App

- in the App Store
- in the Play Store
- as a Web App



2. Enter contact details

- single entry
- data is stored in an encrypted form



3. Recieve QR-Code

- luca creates a personal, constantly changing QR code



4. Check in

- location scans QR code
- or you may scan the QR code of the location

